

Tejas Star Reading List presents



ACTIVITY GUIDE 2022-2023



Acknowledgements

About this Guide

Prepared by the Tejas Star Reading List committee, this activity guide was designed to support using the 2022-23 Tejas Star Reading List titles with children ages 5-12 in classrooms and libraries.

About the Tejas Star Reading List

The Tejas Star Reading List (TSRL) provides a recommended reading list to encourage children ages 5-12 to explore multicultural books and to discover the cognitive and economic benefits of bilingualism and multilingualism. The Tejas Star Reading List is intended for recreational reading, not to support a specific curriculum.

About the Texas Library Association

TLA was established in 1902 to promote, support, and improve library services in Texas. Our 6,000+ members are from all library types: academic, public, school and special. TLA provides expertly curated reading lists and programs for ages 2 - 102 - from fiction, nonfiction, and graphic novels, to picture books, bilingual and multicultural lists.

2022-23 Tejas Star Reading List Committee

Johana Orellana Cabrera, North Richland Hills Library, Chair

Christina Nelson, Austin ISD, Vice Chair

Andrea Mion, Katy ISD

Cynthia Molinar, Southwest ISD

Debbie Chavez, Round Rock ISD

Irene Magana-Noverola, Austin Public Library

Jeffrey Merino, East Maine ISD

Minerva Gates, Fort Worth Public Library

Miranda Quintero, Fort Worth ISD

Myriam Hernandez, Fort Worth Public Library

Elizabeth Ibarra Gaylor, Ardmere Public Library, Past Chair



Areli es una Dreamer: Una historia real por Areli Morales, beneficiaria de DACA

(Areli is a Dreamer: A True Story by Areli Morales, a DACA Recipient)

by Areli Morales,
illustrated by Luisa Uribe,
translated by Polo Orozco
(Penguin Random House,
2021)

ACTIVITY 1

Group Discussion

Establish a conversation with your young reader(s) about how Areli feels when she is new to living in New York City and new to her school. Some questions to ask readers might include:

- What happens when Areli arrives at her new school?
- What do other children say and do?
- What could children do differently to help Areli feel welcomed and accepted?
- What would you have done to help Areli feel included?

Explain to children that when someone is new to a school, community, or group it is important to be welcoming to them. You can define welcoming as being treated in a friendly way, so that you feel included, valued, and accepted. You can share that most people have been “new” at some point in their lives. Every year there are new students in Kindergarten, sometimes you may have new neighbors in your community, and even new teachers at a school.

Have children work in small groups to come up with different scenarios a new student may encounter at their school or in their classroom. Help children identify obstacles the student and family might face and have children brainstorm positive strategies to assist the student. Children can be creative and deliver a finished product as a graphic novel, a play, a video, poem, or any other medium.


ACTIVITY 2

Reflect

In the "Author's Note" at the beginning of the book, Areli Morales writes, "I was a child of two worlds — a Mexican citizen by birth but raised as an American." Display this statement to children and have them provide their perspective on what it means to live in “two worlds.”

Explain to children that living in two worlds can mean different things to individuals. It can be, like in the case of Areli, she balances two identities, two cultures, and two languages. Other examples could include balancing where someone may live and where someone may go to school and work and how people change how they behave.

Have children find examples of those two worlds in Areli's story or in the illustrations used throughout the book. Children can state their findings through pictures, written response with text evidence, or a Venn diagram. Have them then share if any of them live between two worlds and how does that make them feel or relate to Areli.



Cuando los ángeles cantan: La historia de la leyenda del rock Carlos Santana

(When Angels Sing: the Story of Rock Legend Carlos Santana)

by Michael Mahin,
illustrated by Jose Ramirez,
translated by Alexis Romya
(Anthem Books for Young
Readers, 2021)

ACTIVITY 1

Cultural Representation


Use the following link to access the graphic organizer to reflect on cultural representation from this book and the child's life/community:

https://drive.google.com/file/d/1VJdKSmiaYbsQo9MEN1R6A6Liu_e3PJgN/view?usp=sharing

ACTIVITY 2

Listen to Carlos Santana's Songs

Listen and enjoy the music by Carlos Santana. Santana's music is a combination of Afro-Latin-blues-rock that anyone can enjoy with its rhythm and beat.



El campo

(The Field)

by Baptiste Paul,

illustrated by Jacqueline
Alcántara

translated by Lawrence
Schimel

(NorthSouth Books Inc., 2021)

ACTIVITY 1

Interpret the Meaning of Unknown Words and Phrases

The description used is from Paul Baptiste website: Use context clues to discover the meanings of unknown words and phrases including figurative language in text, identify characteristics of narrative, free style poetry, and ask and answer such questions; who, what, where, when, why, and how to demonstrate understanding of key details in the text.

Use the following link to the meaning of unknown words and phrase worksheets:

<https://baptistepaul.net/wp-content/uploads/2018/04/The-Field-Teachers-Guide-2P-1.pdf>

ACTIVITY 2

The Caribbean Island Music

Listen and enjoy the music created in the Caribbean. Its music does not let too many words get in the way of the enjoyment of the rhythm and its beat. Families listen while enjoying a good game of soccer and dance to it in celebration of their favorite team's win and sometimes even after they have lost.


ACTIVITY 3

Soccer Basics

Overview of skills to focus on, drills to run, and possible games to play.

Use the following link to learn more about the basics of soccer:

http://soccernights.org/uploads/8/4/5/9/8459310/soccer_curriculum.pdf



El día terrible de Rita y Rafi

(Rita and Ralph's Rotten Day)

by Carmen Agra Deedy,
illustrated by Pete Oswald,
translated by Mario
Dominguez
(Scholastic Inc., 2021)

ACTIVITY 1

Exploring Conflict: The Conflict Escalator

This activity will help you explore the concept of conflict-resolution with child/children. You can explore causes of escalation and actions that can contribute to the de-escalation of a conflict and its possible resolution without hurting each other's feelings.

This reading can also ignite conversations about the importance of friendship and offering and accepting apologies.

To engage in this activity with you child, click the following link:

<https://drive.google.com/file/d/1R6JsU6TeV5TeT2EXhXu4eYt8VFUcYc5q/view?usp=sharing>

ACTIVITY 2

Playing Together! Games Played by Children in Latin America

In the book, Rita and Ralph meet every morning under the apple tree to play games together. They play Zombie Tag, and Sticks and Stones, for instance. Which were the games you played during your childhood? Think about them and teach the child/children to play them too!!

Add a cultural element to this activity by teaching the child/children about games played by children in Latin America. Draw examples from your personal experience, or the experiences of family and friends. Have fun!

To learn how to play Mexican hopscotch and marbles click on the following link:

https://drive.google.com/file/d/1YqHlsTRIXaE2F-pXSDz-nXNn8f_IS91l/view?usp=sharing



Hombre Perro churre y castigo

(Dog Man Grime and Punishment)

by Dav Pilkey,
translated by Nuria Molinero
(Graphix, 2021)

ACTIVITY 1

Self-Regulation Exercises

Discuss with readers how Dog Man got over-excited and was fired from his job. Have the readers ever experienced a time when they felt over-excited and perhaps got in trouble for their actions or behavior?

Brainstorm exercises and strategies that children can practice/implement when they start to feel over-excited. Some examples include: finger breathing, rainbow breathes, or mindful exercises.

For more ideas, check out these Mindfulness activities for Kids link:

<https://www.waterford.org/resources/mindfulness-activities-for-kids/>

ACTIVITY 2

Create Your Own Graphic Novel

Books in the graphic novel format have become very popular with young readers. Invite your child or children to create their own graphic novel using some of their favorite characters from Dog Man or they can create their own story. They can use the how-to draw tutorials to recreate Dog Man, Petey, Lil' Petey, 80-HD and more. Encourage the children to try their hand at making their own flip-o-rama action pages.

Use this link to access the printable activity guide provided by Scholastic Inc.:

<https://www.scholastic.com/site/pilkey/dav-pilkey-at-home/printable-activities.html>



La joven aviadora: Aída de Acosta sube muy alto

(The Flying Girl: How Aída de Acosta Learned to Soar)

by Margarita Engle,
illustrated by Sara Palacios,
translated by Teresa Mlawer
(Simon & Schuster, 2021)

ACTIVITY 1

Airplane STEM Challenge

A fun way to extend the reading of this narrative nonfiction book is by having young readers learn about aerodynamics, the forces of flight, and the fun of paper airplanes! Hopefully, the children will see how Aída was also inspired to take flight and can work collaboratively to improve their designs and distance traveled.

For this activity, the children can decide on at least three airplane designs and sketch out their designs prior to folding. There are countless videos available online for participants to refer to. Children can construct a table which features the design of the plane, how many seconds it was flying, total distance covered, and calculate averages after a few trials.

Participants can compare their designs with each other and discuss what made their planes fly farther and stay aloft longer.


ACTIVITY 2

Researching My Future Profession

For this activity, participants will research the qualifications they would need to possess to fulfill the requirements of a future profession they would like to work in. Readers can recount how Aída was inspired to become a pilot, but she needed to have courage and patience to prepare before taking flight.

This activity would be a great opportunity to highlight lesser known or more niche professions. Participants interested in art and science might have never heard of medical illustration or participants interested in engineering and math might have never heard of pharmaceutical engineering. Participants can research multiple sources to find facts and requirements for education. They can map out their path to their profession beginning from their current grade level to their highest degree or training.

Display these paths throughout the home, classroom, or library and encourage children to dress up as their future professional self to provide insight to their classmates.



Juana y Lucas

(Juana and Lucas)

by Juana Medina,
translated by Alexis Romay
(Candlewick Press, 2016)

ACTIVITY 1

Spanish/English Flashcards

Candlewick Press created Spanish and English flashcards to help young readers learn English and Spanish words. Use this link to get the cards and print them out to practice together:

https://www.candlewick.com/book_files/0763672084.btg.1.pdf

ACTIVITY 2

Maze

Juana loves Astroman. Using this fun activity, help Juana get Astroman to Spaceland. Use this link to print out the maze activity provided by My First Book Club:

<https://myfirstbookclub.com/wp-content/uploads/9780763672089-mfbc-kit-2.pdf>



Let's Be Friends/Seamos amigos

by René Colato Laínez,
illustrated by Nomar Perez
(Holiday House, 2021)

ACTIVITY 1

Rainbow Words

The two boys learn colors from each other while painting in school. Create a rainbow outline using the colors red, orange, yellow, green, blue, purple. Have participants think of different objects in nature, the classroom, or their daily lives that go into each category. They will illustrate the item and research the Spanish and English word for each object.

In the end, they will have a rainbow outline full of objects with their English and Spanish words. Example: the red band of the rainbow can include an apple (manzana), a cardinal (cardenal), and a lollipop (paleta).

ACTIVITY 2

That's Me

One person stands in front of the group and shares a fact about themselves, like their favorite color or favorite animal. Everyone who also shares that favorite thing stands up and yells, "That's me!"

Kids love this game because it's interactive. They get to share their favorite things, there's fun in not knowing what each child is going to say, and there's yelling.

See this link for more Friendship Games:

<https://www.healthline.com/health/parenting/friendship-activities#Preschool-Friendship-Activities>



Lucero

(Bright Star)

by Yuyi Morales,
translated by Eida del Risco
(Holiday House, 2021)

ACTIVITY 1

Write Your Own Nature-Inspired Story

"Some things you can see. Others you must find. So you search!"

When Yuyi Morales wrote *Bright Star* and *Lucero*, she went out in nature to find inspiration for her story.

1. Go outside and write down three things you can see.
2. Write a story about the things you saw outside.
3. Think about how they got there, what they do, and how they make you feel.

What story will you tell?

ACTIVITY 2

Make Paper Stars


These simple origami stars are a great way to send fun notes to loved ones and remind them how they shine in your heart.

Follow this link to page 4 for origami stars:

<https://holidayhouse.com/wp-content/uploads/2021/08/brightstar-event-kit-des3b-1.pdf>

Use this link to access the Spanish event kit:

https://holidayhouse.com/wp-content/uploads/2021/10/Lucero_Event_Kit.pdf



Más allá

(Hereafter)

by Silvia and David
Fernández,
illustrated by Mercè López
(Syncretic Press, LLC, 2021)

ACTIVITY 1

Hold On To Hope

This description is from the children grief and awareness website: After a death, it's very common to feel fear and that's OK. Here is a sheet that provides space for a name or names of those you wish to "Hold On To HOPE" for, whether in memory of them or in honor.

Use this link to download and print the activity sheet:

<https://www.childrensgriefawarenessday.org/cgad2/pdf/bubble.pdf>

ACTIVITY 2

Frame a Loved One's Handwriting

Frame a handwritten recipe or a loved one's signature on a letter. This not only gives families the chance to sort through these items, it provides opportunities to talk about the loved one whenever friends come over to visit.

Children will experience the same loss differently throughout their lives. Milestones need to be considered when discussing these topics.

Use the following link to stages and ages for how children experience death:

<https://www.healthychildren.org/English/healthy-living/emotional-wellness/Building-Resilience/Pages/How-Children-Understand-Death-What-You-Should-Say.aspx>

ACTIVITY 3

Create an Altar of the Dead or Ofrenda

Create your story with an altar using Day of the Dead as a theme.

Use these links to learn how to create an offering on a Day of the Dead altar:

<https://entertothematrix.wordpress.com/2012/10/25/15-elementos-infaltables-altar-de-muerto/>
<https://dayofthedead.holiday/traditions/the-ofrenda>



Manos que bailan

(Dancing Hands)

by Margarita Engle,
illustrated by Rafael López,
translated by Alexis Romay
(Atheneum Books For Young
Readers, 2021)

ACTIVITY 1

Appreciating Piano Music

Listen to the songs of piano music named in the book. YouTube has many videos of piano music composed by Teresa Carreño.

Song #1: Listen to the Mockingbird by Alice Hawthorne:
<https://www.youtube.com/watch?v=WqgX0JkpBBI>


Song #2: Gottschalk Waltz by Teresa Carreño:
<https://www.youtube.com/watch?v=648lqZ4YW34>

ACTIVITY 2

Curriculum Guide from Simon and Schuster

The publisher Simon and Schuster created a detailed curriculum for parents and educators. While Tejas Star Reading List does not support any particular curriculum, these activities are fun and can help children explore the life of Teresa Carreño further.

https://d28hgpri8am2if.cloudfront.net/tagged_assets/5307346/9781481487405_cg_dancing%20hands%20curriculum%20guide.pdf



La pequeña mariposa que sí pudo

(The Little Butterfly That Could)

by Ross Burach,
translated by Abel Berriz
(Scholastic Inc., 2021)

ACTIVITY 1

Butterfly Migration: Monarch butterfly

Visit the National Geographic Kids page to teach the child/children about this amazing insect, and the more than 2000 miles migration trip that North American monarchs undertake each year!

<https://kids.nationalgeographic.com/animals/invertebrates/facts/monarch-butterfly>


Discuss: After visiting the site and watching the video, discuss to child/children about what you/they read and watched:

- What does migration mean?
- Where do North American monarchs start their trip?
- What is their final destination?
- Why do North American monarchs immigrate each year?

Ask the child/children to find more information based on their level of interest and capacity.

The list below shows follow up activities that can continue to spark the child/children interest in the topic:

- Starting a butterfly garden
- Reading books about butterflies
- Exploring the outdoors to find butterflies



La pequeña mariposa que sí pudo

(The Little Butterfly That Could)

by Ross Burach,
translated by Abel Berriz
(Scholastic Inc., 2021)

ACTIVITY 2

Teaching Children About Patience

"Patience is not simply the ability to wait - it's how we behave while we're waiting." —Joyce Meyer

Themes: Emotions and feelings

Skills: developing or increasing patience

Goal: To introduce help the child/children to develop/enhance this important skill

Appropriateness: toddler age and up

Below there is a list of games that can help develop patience in children:

Spoon and egg: Each participant gets a spoon and an egg. The egg gets placed on the spoon, and the end of the spoon is placed in the mouth of the participant. The goal is to transport the egg in the spoon from point A to point B without dropping it. No hands are allowed and whoever uses them, gets disqualified.


This game can be very competitive for kids; therefore, take the opportunity to teach them about the importance of being patient and careful when carrying the egg so they can succeed at reaching point B without dropping the egg.

Reading-aloud time: From expanding oral vocabulary to teaching critical thinking, building community, and developing patience, reading aloud is an important activity that can easily be set at any time and location. All you need is to carry a book (or an electronic device for ebooks) at all times. Having a library card is a plus and will help to increase the variety of choices without sacrificing the home budget! This activity can turn a boring waiting time into a fun and bonding activity!

Here are some tips to make this activity a success:

- Select age-appropriate stories based on the child/children's interest and experiences
- Read with expression
- Take turns to read if the child/children knows how to read
- Encourage prediction
- Discuss the book after you finish reading it

Puzzles: Puzzles featuring favorite movie or TV show characters and animals can increase the child/children's attention and engagement in the activity. The goal is to have them complete the puzzle so choose it according to the age and interest of the child/children (less, bigger pieces and more sturdy materials for younger kids, for instance.) As children grow up, the level of difficulty can be increased.



Pokko y el tambor

(Pokko and the Drum)

by Matthew Forsythe,
translated by Alexis Romay
(Simon & Schuster Books for
Young Readers, 2021)

ACTIVITY 1

Origami Jumping Frog

Use this link for instructions on making an origami jumping frog:

<https://www.youtube.com/watch?v=Vlb2udqPx-M>

Supplies Needed:

- Origami or regular square paper

ACTIVITY 2

Predator and Prey


Discuss predators and prey. Construct a simple food chain or a more complex food web based on the animal characters and plants found in the book.

ACTIVITY 3

Discussion Questions

Pokko has received very interesting gifts from her parents. If you could have one of her gifts, which would you pick and why - a giant slingshot, a llama, or a balloon so big that it can carry you away?

When Pokko's friend gets eaten by the wolf, Pokko stands up to the predator to let him know that his behavior is not allowed. What would you do if someone was bullying your friend? If you were Pokko, would you have allowed the wolf to continue playing with you? Why or why not?



Un pregon de frutas

(A Song of Frutas)

by Margarita Engle,
illustrated by Sara Palacios,
translated by Alexis Romay
(Anthem Books for Young
Readers, 2021)

ACTIVITY 1

Discussion Questions

Use this guide with discussion questions, writing prompts, art, music, Social Studies, and charts to review the story and learn more!

Click the following link to open the discussion guide:


https://d28hgpri8am2if.cloudfront.net/tagged_assets/7006765/9781534462182_cg_un%20preg%C3%B3n%20de%20frutas%20curriculum%20guide.pdf

ACTIVITY 2

Taste Different Fruits

This story takes place in Cuba, you can taste the wonderful fruit the young character in Un pregon de frutas sings about. And since you cannot go to Cuba just to taste the fruit, you may be able to experience something similar.

Texas is rich in Mexican and Tex-Mex culture. Visit a local Fruteria or create a kid-friendly charcuterie board with different fruits purchased at your local grocery store to share with your child healthy snacks. If you have not visited a Fruteria before, it is usually a small store that primarily serves Mexican desserts, beverages, antojitos and other popular Mexican snack foods



¿Qué haces con una voz así?

(What Do You Do with a Voice Like That?)

by Chris Barton,
illustrated by Ekua Holmes,
translated by Carmen Tafolla
(Simon and Schuster, 2021)

ACTIVITY 1

Make a Paper Megaphone (younger readers)

Materials: Cardstock, glue, markers.

Instructions: Roll a sheet of card stock to create a cone shape. Glue the edges to make sure it stays in a cone shape. Ask readers to write down a cause they care about and decorate as desired.

ACTIVITY 2

Poster Boards (older readers)

Materials: Poster board and markers.

Ask your child or children to identify examples of unfairness in their communities. Have them pick one item and make a poster board about it as if they were going to attend a peaceful demonstration. Discuss appropriate use of words and phrases before starting the activity.

ACTIVITY 3

Large Group Discussion

- **Option A:** Ask readers to think about an issue or problem at their school or in their community. Brainstorm together about ways to solve it and ask them to find ways to make their voices heard.
- **Option B:** Ask readers to identify a minority or person of color who they believe is a leader. If it is a community member, ask them to interview them to find out how that person makes their voice heard or what they're passionate about. If it is a public or historical figure, ask them to find information about this person and find out what issues they advocate for.
- **Option C:** Ask students to identify something they are really good at. Ask them to think about ways to use their special talent to advocate for something that would benefit their communities.



La selva de Zonia

(Zonia's Rain Forest)

by Juana Martínez-Neal
(Candlewick Press, 2021)

ACTIVITY 1

Discussion Guide

Candlewick Press has created discussion guides for educators. While Tejas Star Reading List does not support any particular curriculum, the reading list hopes that children can learn and explore the topics in La selva de Zonia using this resource.

English: Candlewick Press teachers' guide:

https://www.teachingbooks.net/media/pdf/activity_guides/56334.pdf

Spanish: Candlewick Press Guía para maestros

https://juanamartinezneal.com/wp-content/uploads/books/zonia/ZoniasRainForest_TeachersGuide_Spanish.pdf

ACTIVITY 2

Poster Rainforest Animals

Research the animals that Zonia interacts with in her rainforest. Find photographs of the real animals and facts about them.

National Geographic: Animal pictures and facts:

<https://www.nationalgeographic.com/animals/topic/facts-pictures>

ACTIVITY 3

Conservation Efforts

Discuss ways we can help with conservation efforts for the Amazon rainforest as well as the environment where you live.

ACTIVITY 4

Learn About the Asháninka People

Learn more about the Asháninka people by visiting the following Spanish websites:

<https://bdpi.cultura.gob.pe/pueblos/ashaninka>

<https://peru.info/es-pe/talento/noticias/6/24/conoce-a-la-etnia-mas-grande-de-la-selva-peruana>

You can also learn more by clicking the following link to watch a YouTube video:

<https://www.youtube.com/watch?v=GOFuhsZGjUE>



Sobreviví los ataques de tiburones de 1916

(I Survived the Shark Attacks of 1916)

by Lauren Tarshis,
illustrated by Haus Studio,
translated by Indira Pupo
(Scholastic Inc., 2021)

ACTIVITY 1

Virtual Map of the Attacks

Take a virtual walk through the town and explore the real shark attacks in New Jersey with a Google interactive map that includes dates, pictures, and the true story!

Use this link to access the map:

<https://bit.ly/3uwmXRg>

ACTIVITY 2

Open Water Safety

If you plan on visiting open water during the spring and summer, review the Open Water Safety Checklist with your child, provided by Safe Kids Worldwide:

<https://www.safekids.org/blog/keeping-kids-safe-open-water>

Make sure kids learn these five water survival skills and are able to:

1. Step or jump into water over their head and return to the surface;
2. Turn around and orient to safety;
3. Float or tread water;
4. Combine breathing with forward movement in the water and
5. Exit the water.



La tierra de las grullas

(Land of the Cranes)

by Aida Salazar,
translated by Abel Berriz
(Scholastic Inc., 2021)

ACTIVITY 1

Picture Poetry

Poetry is the form of writing in this story. Participants can brainstorm ideas of topics they are interested in and begin their own picture poetry in a journal. Children can expand on these writings with illustrations and if they feel comfortable, create a gallery walk so that others can view their works of art and writing.

ACTIVITY 2

Figurative Language

There are several examples of figurative language used throughout the story. Discuss and review some forms of figurative language with readers, such as similes, metaphors, personification and more. The children can work with partners or small groups to identify examples of figurative language in the book and then work on creating their own examples of figurative language and incorporating it into their own writing.



Ventanas

(Windows)

by Julia Denos,
illustrated by E. B. Goodale
translated by Georgina
Lázaro
(Candlewick Press, 2021)

ACTIVITY 1

Go for a Walk

Go for a walk at dusk like the main character in the story. What do you see? What do you hear? What do you smell? What is the weather like? When you get back home, draw a picture of something you saw, and write three favorite things about your walk.

ACTIVITY 2

Research Nocturnal Animals

The main character sees some nocturnal animals during the walk. Which nocturnal animals live in your area? What do they eat? Where do they sleep? Have you ever seen any or heard them at night? Research the nocturnal animals in your community by reading books about them, searching your library's databases, or reading about common Texas wildlife through Texas Parks and Wildlife's Fact Sheets found here:

<https://tpwd.texas.gov/huntwild/wild/species/>

ACTIVITY 3

Bedtime Rituals

The main character in the story goes for a walk with the family dog and then snuggles up to read a book. What are your bedtime rituals? What are healthy things that you can do at bedtime to relax your mind and body and get ready to sleep?