


**TEXAS BROADBAND  
DEVELOPMENT OFFICE**



**Partnering With the  
Broadband Development Office  
to Close the Digital Divide  
Oct. 17, 2023**





# What is Broadband?

- Federal Communications Commission (FCC) defines broadband as a minimum of 25 Mbps for download & 3 Mbps for upload (25/3)
  - Federal funding programs target 100/20 for future projects
- Interchangeable with “high-speed internet”
- Two broadband delivery technologies:
  - Physical wire and cables (“wired broadband”)
  - Wireless technology (“wireless broadband”)



Fiber Optics



Coaxial Cable



Satellite



Microwave



## Broadband Defined

- Federal Communications Commission (FCC) defines broadband as a minimum of 25 Mbps for download & 3 Mbps for upload (25/3)
  - Federal funding programs target 100/20 for future projects
- Interchangeable with “high-speed internet”

## Benefits of Access

- Education
- Healthcare
- Economic Development
- Government Services
- Public Safety
- Telework
- Accessibility
- Urban Revitalization
- Job Applications
- Entertainment



## Digital Divide

- American Community Survey: Approx. 3 million Texas households do not have access to broadband.
- Causes:
  1. Lack of Infrastructure
  2. Digital literacy
  3. Affordability and access to devices



## Covered Populations

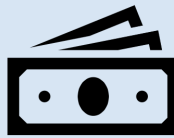
- Low-income households
- Aging populations
- Incarcerated individuals
- Veterans
- People with disabilities
- People with language barriers
- Racial and ethnic minorities
- Rural inhabitants



# What is Digital Opportunity?



Digital  
literacy



Affordable  
service



Quality  
technical  
support



Applications  
and online  
content



Internet-  
enabled  
devices

*National Digital Inclusion Alliance – definition of digital inclusion*



## Library Support

- Many libraries already:
  - Provide free Wi-Fi access to all visitors
  - Facilitate digital literacy training to help people understand how to use technology and access the internet
  - Expand access to devices and other technology resources to ensure that everyone has the tools needed to participate in the digital economy.



## House Bill 5 (87R)

- Created the Broadband Development Office at the Texas Comptroller of Public Accounts
- Required BDO to:
  - Create a state broadband plan (June 2022)
  - Create a broadband development map (January 2023)
  - Implement a broadband development program to administer broadband expansion grants
  - Serve as an information clearinghouse for state & federal funding opportunities in Texas
- Created the BDO Board of Advisors
  - Chaired by the Comptroller with seven appointed members by the Governor, Lieutenant Governor, & Speaker





## ARPA Funding

- Coronavirus Capital Projects Fund (American Rescue Plan Act)
- Administered by U.S. Treasury
- Texas' Allocation: \$500.5 Million
- Purpose: helping to ensure that all communities have access to the high-quality modern infrastructure, including broadband, needed to access critical services.
- Funds must be expended by Dec. 2026





## ARPA Funding

- Coronavirus Capital Projects Fund (American Rescue Plan Act)
- Administered by U.S. Treasury
- Texas' Allocation: \$500.5 Million
- Purpose: helping to ensure that all communities have access to the high-quality modern infrastructure, including broadband, needed to access critical services.
- Funds must be expended by Dec. 2026





## ARPA-Funded Programs

- Texas State Library and Archives Commission –
  - Improving infrastructure and access to the internet
- Texas Department of Transportation
  - Providing WiFi Access at rural rest stops in West Texas
- Texas Department of Agriculture
  - Rural Hospital connectivity



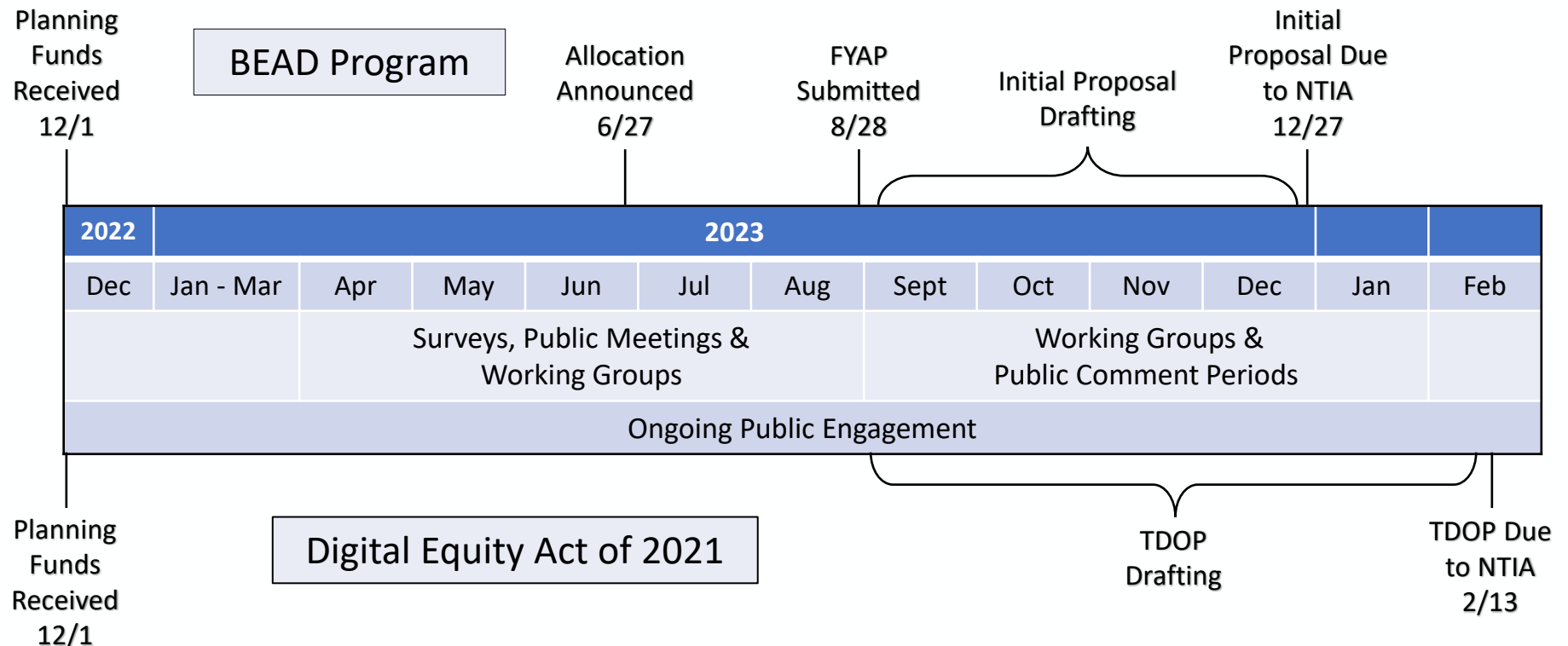
## IIJA Funding

- Infrastructure Investment and Jobs Act
- Administered by the National Telecommunications and Information Administration (NTIA)
  - Broadband Equity, Access, and Deployment (BEAD) Program
    - Help close the availability gap
    - Texas's Allocation: \$3.3 billion
  - Digital Equity Act
    - Help close the digital opportunity gap
    - Expected Allocation: \$130 million



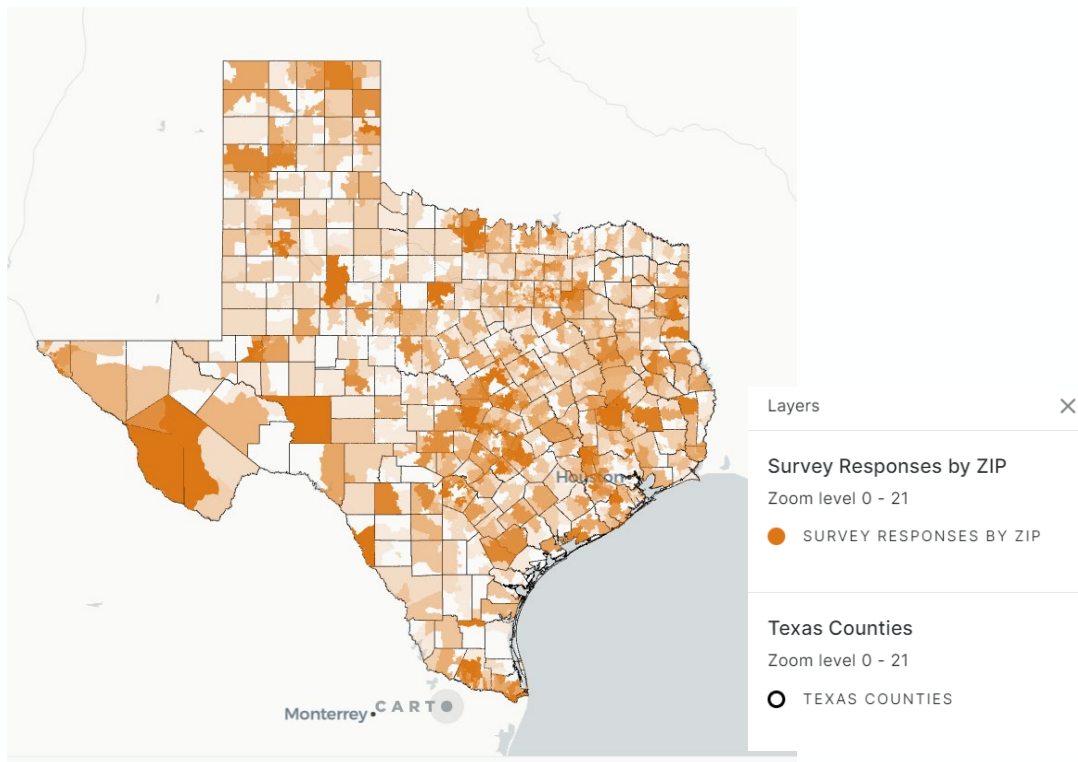


# IIJA Timeline





## Public Engagement for IIJA Funding: Preliminary Survey Results

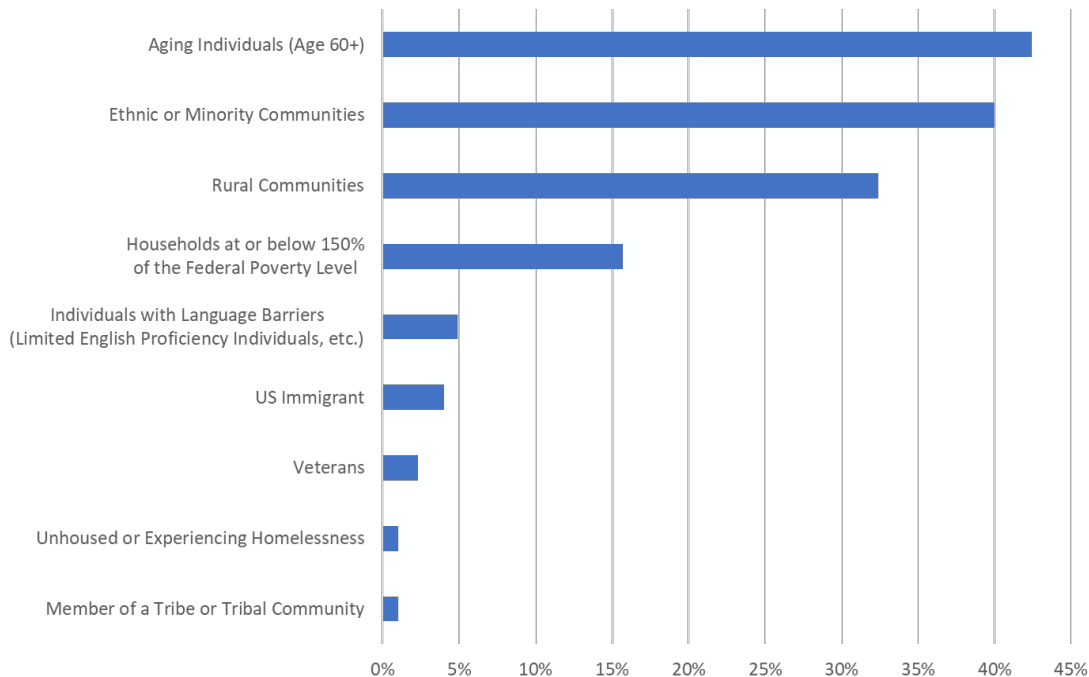


- The Public Survey and Digital Resources Mapping Tool Survey (DRMTS) closed on 8/31/23.
- The Public Survey received responses from residents of all 254 counties in Texas.
  - The map to the left shows responses across the state.
- The Public Survey received 9,440 valid online responses and at the close of the survey we received 1,400 paper responses.
- The DRMTS received 352 valid responses.
- CTT is analyzing this data. The results will be incorporated into the Texas Digital Opportunity Plan.



# Preliminary Online Public Survey Results

## Survey Responses by Covered Population\*



## Survey Responses by Language Used

| Language of Submission | Percent |
|------------------------|---------|
| English                | 97%     |
| Spanish                | 3%      |
| Simplified Chinese     | 0.04%   |
| Vietnamese             | 0.03%   |

\*Multiple select question, respondents can choose more than one answer choice to this question in the survey.

# Preliminary DRMTS Results

## Community Anchor Institution\*

|                                      |     |
|--------------------------------------|-----|
| Library                              | 20% |
| Community-Support or Community-Based | 19% |
| Other                                | 17% |
| School (K-12)                        | 15% |
| Community College                    | 7%  |
| Workforce Development                | 7%  |
| Health Clinic or Health Center       | 6%  |
| Public Housing or Affordable Housing | 4%  |
| Hospital or Other Medical            | 2%  |
| Public or State University           | 2%  |
| Public Safety Entity (Non-gov't)     | 1%  |
| Private University                   | 1%  |

## Government or Public Organizations\*

|   |     |
|---|-----|
| City Government                               | 28% |
| County Government                             | 20% |
| State Government                              | 17% |
| Local or Regional Authority                   | 16% |
| Special District                              | 8%  |
| Public Safety Entity (Gov't)                  | 5%  |
| Council or Metropolitan Planning Organization | 3%  |
| County Office of Education                    | 1%  |
| Tribal Government                             | 1%  |
| Other   | 1%  |

## Private Sector and Non-Governmental Organizations\*

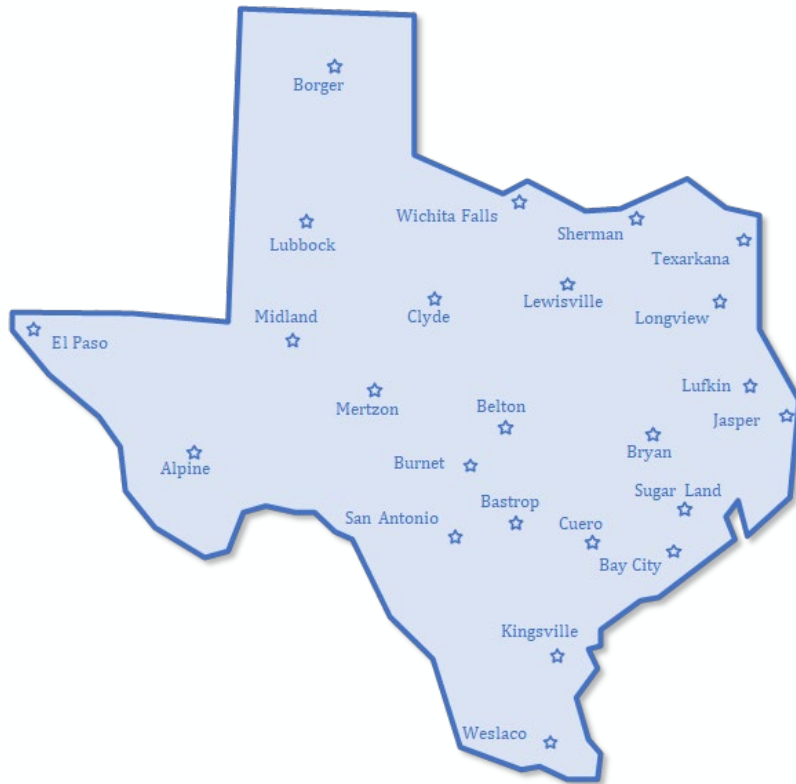
|                                       |     |
|---------------------------------------|-----|
| Non-Profit Organization               | 74% |
| For-Profit Corporation or Business    | 8%  |
| Internet Service Provider             | 7%  |
| Other                                 | 7%  |
| Foundation/Philanthropic Organization | 3%  |
| Labor Organization                    | 1%  |

\*Multiple select question, respondents can choose more than one answer choice to this question in the survey.





## Public Meetings Summary



- The BDO and CTT visited 24 cities and hosted 2 virtual meetings across the 12 economic regions of Texas in 7 weeks.
- There were 1,274 participants in the meetings
- Participants represented 127 Counties

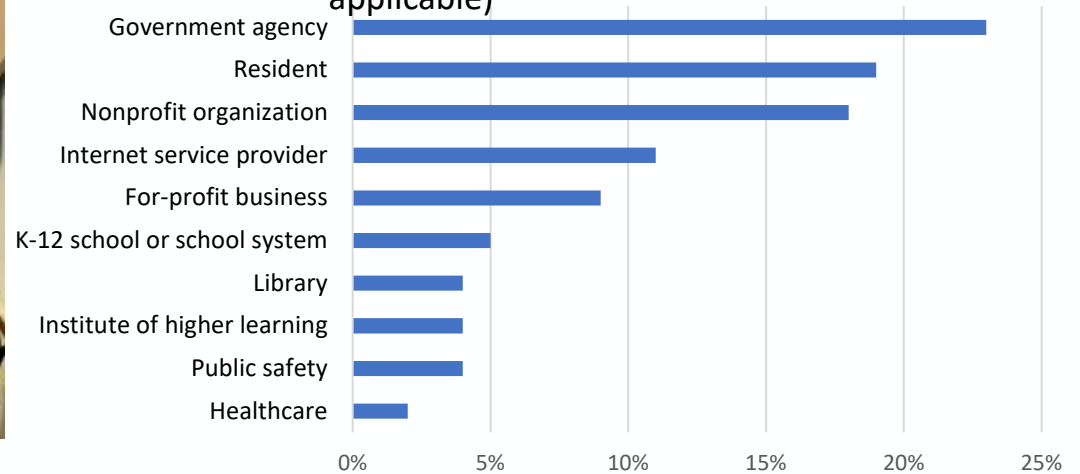


# Public Meetings Summary



Image of the TX BDO Public Meeting in Weslaco, TX July 18, 2023

What type of organization do you represent? (if applicable)



Last updated 9/1/23. Percentages are based on those that responded to the question. Note, respondents were permitted to make multiple selections.

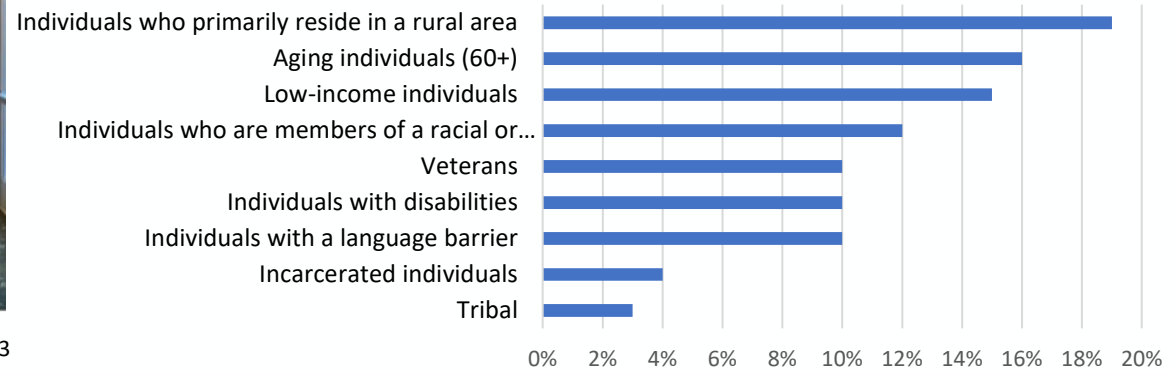


# Public Meetings Summary



Image of the TX BDO Public Meeting in El Paso, TX August 7, 2023

Which population(s) do you identify with and/or does your organization serve?



Last updated 9/1/23. Percentages are based on those that responded to the question. Note, respondents were permitted to make multiple selections.



# Key Takeaways from the Public Meetings

- Primary barriers identified:
  - Affordability
  - Availability
- Top priorities for meeting participants:
  - Improved high-speed infrastructure
  - Increased speed and reliability of connections
- Most widely available assets:
  - Wi-Fi connectivity
  - Public access to computers
- Least common resources:
  - Computer coding education
  - Help subscribing to internet service
  - Community Technical Support



## Call to Action

- Collaborate with schools, government agencies, and community organizations to support covered populations.
- Advocate for increased broadband access by collaborating with elected officials and community leaders to ensure digital participation for all Texans.
- Provide feedback during BEAD Initial Proposal and the TDOP public comment period.



## Connect with BDO

- Stay connected with the BDO by joining monthly roundtables:
  - [Local Government Roundtable](#) – first Thursday of every month at 10 a.m.
  - [Sign up](#) for monthly newsletters and announcements
  - Visit our [outreach page](#) to learn about all opportunities to engage with our office.