




A Pinecone!

Written & illustrated by Helen Yoon

Recommended ages: 3-7 years

Reviews: Kirkus Reviews, Publishers Weekly



A young girl, her father, and the dog set off on a winter walk, where she discovers a pinecone! And another! And another.... So many that she can have a pinecone family reunion! The girl's sparse dialogue is accentuated by hilarious illustrated mishaps between father and dog.

About the Author

Helen Yoon is a professional illustrator, a freelance concept designer, and a former chemist. She is the author of many super funny books for children. Helen Yoon lives in the Los Angeles area.

Discussion Questions:

- Are there pinecones around where you live? I wonder where you might find them?
- The girl in the book collected *a lot* of pinecones – what do you like to collect?

Book Activities

Activity #1: Preserve Pinecones

Go for a nature walk in your neighborhood, or at your local park or library. Use these directions on the back flap of the book to preserve your pinecones.

“How to prepare pinecones for in-home use

With a grown-up's help

- Soak pinecones in a bucket of diluted vinegar until they close up.
- Dry pinecones in the sun or in an oven set at 170* (77*C) until the pinecones reopen.

These steps will remove sap, dirt, and hidden critters.”

Check out what's inside a pinecone in [this SciShow Kids video!](#)

Activity #2: Make a Pinecone Family

Some ideas: paint your pinecone(s), use hot glue to attach googly eyes or pompoms, or tie on a ribbon scarf.






Adela's Mariachi Band/Los mariachis de Adela

Written by Denise Vega & illustrated by Erika Rodríguez Medina

Recommended ages: 4-7

Reviews: Horn Book Magazine, Publishers Weekly



Adela wants nothing more than to be a part of her family's mariachi band, but when she tries the different instruments, everything comes out wrong. La trompeta frizzles, la vihuela squeaks. Adela knows that practice makes perfect, but can she find a way to be part of the band in the meantime?

About the Author

Denise Vega is an author, writing coach, and "creative cheerleader" exploring and supporting many ways we pursue our dreams both through her books and in her interactions with writers she works with in class and one-on-one. She is the award-winning author of seven books from toddlers to teens.

Discussion Questions:

- What do you think the story teaches us about the power of following our passions and working with others?
- What challenges does Adela face in forming her Mariachi band, and how does she overcome them?

Book Activities

Activity #1: Create your own Maracas

[Create your own maracas](#) using simple materials, developing fine motor skills, creativity, and an appreciation for musical instruments from different cultures.

Activity #2: Time for Mariachi

Immerse yourself in the vibrant world of Mariachi music! Start by [listening](#) to lively Mariachi songs to experience the unique rhythm and energy of this traditional Mexican music. Take some time to learn about the different instruments that create the rich sounds, such as the guitar, violin, trumpet, vihuela, and guitarrón. Discuss how each instrument contributes to the overall harmony.



AHOY!


Written & illustrated by Sophie Blackall

Recommended Ages: 4-8

Reviews: Booklist, Horn Book Magazine, Kirkus Reviews*, Publishers Weekly*, School Library

Journal Xpress*

A child captain and their parent first mate evade chores and go on an ocean adventure without ever leaving their living room. Join these sailors as they navigate the seven seas of their imaginations!



About the Author

Sophie Blackall has illustrated more than twenty books for children, including *Big Red Lollipop*, which was a *New York Times* Top Ten Picture Book, and the ongoing Ivy and Bean series, which has over a million copies in print. She won her first Randolph Caldecott Medal for illustrating *Finding Winnie: The True Story of the World's Most Famous Bear* and her second for *Hello Lighthouse*. *If You Come to Earth*, her most recently published children's book, has received wide acclaim. Her first book for adults was *Missed Connections: Love, Lost and Found*. She has created highly coveted limited edition holiday cards for the Museum of Modern Art, and her editorial illustrations have appeared in *The New York Times*, *The Wall Street Journal*, *The Washington Post*, *Time*, *Gourmet*, *Food & Wine*, *Town & Country*, and other publications.

Discussion Questions:

- Have you ever been on a boat? What was your favorite thing about it? If not, what do you think it would be like?
- If your grown-up *had* to play along, what would you pretend play?

Book Activities

Activity #1: Hoist the Burgee

Create a [burgee](#) to put on the top of your ship! The burgee is the triangular flag at the top of the mast that identifies your ship.

Activity #2: Create a Map of Your Imaginary World

Draw a map of your own imaginary world! What's on your map? What kind of adventures would you go on there?




Bear's Lost Glasses

Written & illustrated by Leo Timmers

Recommended Ages: PK-K

Reviews: Kirkus Reviews, Publishers Weekly



Bear has misplaced his glasses and is on a quest to find them. As he sets off to look for his friend Giraffe, he encounters various animals along the way. However, not everything is quite what it seems! Join Bear on his journey as he discovers all the "animals" he meets, each with its own surprise.

About the Author

Leo Timmers is a Belgian children's book writer and illustrator. He studied advertising and graphic design and worked for many years as an illustrator. He made his debut as a picture book author in 2000 with *Happy With Me* and was awarded with a Bookfeather (most promising picture book debut) the same year. Leo's books have been translated in 32 languages.

Discussion Questions:

- Can you think of a time when you lost something? How did you feel, and what did you do to find it?
- Why is it important to ask for help when you need it?

Book Activities

Activity #1: Make your own animal from found items!

Activity #2 - Go on an animal hunt

Place pictures of different animals around your space. Use homemade binoculars to search for the animals. [Toilet Paper Binoculars](#)




Duck Goes Meow

Written by Juliette MacIver & illustrated by
Carla Martell

Recommended Ages: 3+

Reviews: Booklist, Kirkus Reviews



This story was based on a real life, furry feathered friendship! Charming story of a cow who approaches other animals to sing their sounds. The animals all comply, until a little duckling lets out a "meow" and halts further proceedings! Hidden beneath witty and fun rhythmic text, and the bright and bold illustrations is a wonderful message of acceptance.

About the Author

Juliette MacIver lives with her four children and her husband close to a beach in a house made of wood. Sometimes she takes a thermos of coffee and writes her stories sitting on the beach. She has a Masters in linguistics and three other useful talents: she can do the splits, sing a folk song backwards, and solve the Rubik's cube blindfolded!

Discussion Questions:

- Which animal sounds are your favorite?
- Can you name ten animals and their young ones?

Book Activities

Activity #1: Animals Sounds

Make a list of animals and the sounds they call out. For inspiration you can [watch this video](#).

Guess the animal sounds in [this video](#).

Activity #2: Reader's Theater

Get with your family, friends or classmates to role play the different animal voices in the book for Reader's Theater.




Go and Get with Rex

Written by David LaRochelle & illustrated
Mike Wohnoutka

Recommended Ages: 3-7

Reviews: Booklist, Kirkus Reviews, Publishers
Weekly, School Library Journal Xpress*

Rex the dog is eager to play a game of Go and Get with his friends. He sets out to find something that begins with the letter "F." When he returns with a duck, his friends point out that a duck doesn't start with "F." But what if it could? Join Rex on a playful journey as he discovers clever and imaginative ways to find items that start with various letters.



About the Author

David LaRochelle has been creating books for young people for over thirty years. His many picture book titles include *The Best Pet of All*, *How Martha Saved Her Parents from Green Beans*, *See the Cat: Three Stories about a Dog*, and *Moo!*

He is the recipient of the Theodor Seuss Geisel Award, the Sid Fleischman Humor Award, multiple children's choice awards, and a four-time winner of the Minnesota Book Award. Learn more about the author at davidlarochelle.com.

Discussion Questions:

- What other activities do you think Rex would enjoy based on what you read in the story?
- How does Rex show imagination in the story?

Book Activities

Activity #1: Scavenger Hunt

Go on a scavenger hunt to find items that start with different letters.

Activity #2: Matching

Cut out pictures from magazines. Use an alphabet chart to match the picture with the beginning letter. Encourage kids to come up with their own silly ideas of what items could start with different letters.




I'm Sorry You Got Mad

Written by Kyle Lukoff & illustrated by Julie Kwon

Recommended Ages: 3-7

Reviews: Kirkus Reviews*, Publishers Weekly*, School Library Journal*



Jack wants to apologize for hurting Zoe's feelings. He just can't seem to find the right words. Turns out there's more to an apology than just saying "I'm sorry". Elevated by equally charming illustrations and text, I'm Sorry You Got Mad is a journey in learning the importance of an apology that goes deeper than just words.

About the Author

Newbery Honor winner Kyle Lukoff explores the importance of learning to apologize. Lukoff is the author of many books for young readers. His debut middle-grade novel, *Too Bright To See*, received a Newbery honor, the Stonewall award, and was a national Book Award finalist. He has forthcoming books about mermaids, babies, apologies, and lots of other topics.

Discussion Questions:

- Why do you think it's important to say 'I'm sorry' when we've hurt someone's feelings, even if we didn't mean to?
- How does saying sorry help us rebuild friendships?

Book Activities

Activity #1: Letter Writing

Write or draw an apology or Thank You letter to someone.

Activity #2 Build a Castle Together

Gather various materials like cardboard boxes, paper towel rolls, building blocks, or even LEGO bricks, and team up with a friend, family member, or classmate to create a one-of-a-kind castle. Use your creativity to design towers, walls, and a drawbridge. Decorate your castle with flags, stickers, or markers to make it unique. Work together to decide who might live there—a brave knight, a magical princess, or even a dragon! This hands-on activity is a fun way to build something amazing while learning the power of teamwork and imagination.




Into the Goblin Market

Written by Vikki VanSickle & illustrated by
Jensine Eckwall

Recommended Ages: 4-8

Reviews: Booklist, Kirkus Reviews, Publishers Weekly

When adventurous Mina slips away in the night to visit the goblin market, Millie wakes to find her sister missing the following morning. Knowing that those who visit the market often disappear, quiet Millie braves the market full of fairy-tale villains and magic to rescue her sister. Rhyming couplets, familiar fairy-tale motifs, and woodblock style illustrations in black, white, and red lend rhythm and spookiness to this tale full of courage, cleverness, and adventure.



About the Author

Vikki holds an MA in Children's Literature from the University of British Columbia and a degree in drama from Queen's University. She grew up in Woodstock, Ontario, but now lives in Toronto and is an active member of the children's book community, presenting at academic conferences, reviewing books and managing her own popular children's lit blog. Connect with her at <https://vikkivansickle.com> or on twitter @vikkivansickle.

Discussion Questions:

- Are there other stories that this book reminds you of? Which ones and why?
- What kind of things do you think you'd find at a Goblin Market?

Book Activities

Activity #1: Make an Illustration POP

The illustrations in this book feature two colors on white paper - black and red. The red is used sparingly and really stands out. Create your own illustration using black and one other color!

Activity #2: Fairy Tale Villains

Writers find inspiration from other writers and stories, including fairy tales. This story includes some villains that may be familiar to you from reading or listening to fairy tales (the pied piper, goblins, a witch with an apple). Try to make up your own story that includes a villain from another story that you know. See if you can tell it in lines that rhyme (like *Into the Goblin Market*)!




Lefty: A Story That is Not All Right

Written by Mo Willems & illustrated by Dan Santat

Recommended Ages: 4-8

Reviews: Horn Book Magazine, Kirkus Reviews

Did you know that once, a long time ago, you could get in trouble for being left-handed? Dan Santat and Mo Willems team up as “Lefty” and “Righty” for a funny, fact-filled show about the history of left- and right-handedness.



About the Author

Mo Willems is an author, illustrator, animator, and playwright. Willems is best known for his #1 New York Times bestselling picture books, which have been awarded three Caldecott Honors (*Don't Let the Pigeon Drive the Bus!*; *Knuffle Bunny: A Cautionary Tale*; *Knuffle Bunny Too: A Case of Mistaken Identity*), and his celebrated *Elephant and Piggie* early reader series, which has been awarded two Theodor Geisel Medals and five Geisel Honors.

Discussion Questions:

- Are you left-handed or right-handed? What about your family, friends, or classmates?
- In the past, people would pretend to be right-handed even though they were left-handed! Have you ever pretended to like something you didn't? How did that make you feel?

Book Activities

Activity #1: Use your non-dominant hand

Practice using your non-dominant hand for everyday activities! Are you right-handed? Use your left hand to write your name, brush your teeth, or use a spoon. Find more activities for left- and right-hands [from the publisher!](#)

Activity #2: Hand-Puppets

Use felt, googly eyes, and other craft supplies to make a face for your hand-puppet, then put on a show with a friend, classmate, or family member!



Look

Written by Gabi Snyder & illustrated by
Samantha Cotterill

Recommended Ages: 4-8

Reviews: Horn Book Magazine, Kirkus Reviews,
School Library Journal



Patterns are all around us if you just take the time to look. Diorama illustrations from Samantha Cotterill make the text come to life and will have kids transfixed as they look, look, look for all the patterns they can find!

About the Author

Gabi Snyder is a fan of the unexpected and the author of several picture books. She studied psychology at the University of Washington and creative writing at The University of Texas. When she's not writing, she loves taking nature walks, visiting Little Free Libraries, and baking sweet treats. She lives in Oregon with her family. Learn more at gabisnyder.com.

Discussion Questions:

- Which page in the book was your favorite? Why?
- Look around the area that you're in. What patterns do you see?

Book Activities

Activity #1: Take a Pattern Walk!

Go for a walk outside and see how many patterns you can find! You can draw the patterns that you see or talk about them with a friend, family member or classmate.

Activity #2: Found Object Patterns!

Like we see in the book *Look*, we can find patterns in all sorts of things! Get together some objects (they can be things found inside like buttons, balls, etc. or things that can be found outside like leaves, acorns, etc.) and create your own patterns.

See if you can create one of each of the following types of patterns:

- ABABAB
- AABBAABB
- ABCABC



Lucky Duck

Written and illustrated by Greg Pizzoli

Recommended Ages: 3-7

Reviews: Booklist, Horn Book Magazine, Kirkus Reviews, Publishers Weekly



Susan the duck is feeling unlucky. But is she?

Find out what happens in the story when Susan the duck is having the worst luck: her roller skates are too big, the light bulb burned down, she ran out of pickles and lost her favorite marble! But, with each unfortunate event, the wolf appears at the door with a gift Susan has won! Her luck has turned around. Or has it?

Kids will laugh out loud at this rib tickling, cleverly illustrated picture book.

About the Author

Greg Pizzoli is the Three-time Theodor Seuss Geisel Award-winning creator of the *Baloney and Friends* graphic novel series, as well as the author and illustrator of the picture books *The Watermelon Seed*, *Good Night Owl*, and *The Book Hog*. He also writes nonfiction for kids, including the *New York Times Best Illustrated* title *Tricky Vic*, and *PIZZA! A Slice of History*. His books have been featured on the Texas 2x2 and Texas Bluebonnet Reading Lists. Greg Pizzoli lives in Philadelphia with his wife and their two daughters.

Discussion Questions:

- What does it mean to be a "Lucky Duck"?
- How would the story be different if it were told from the perspective of the wolf?

Book Activities

Activity #1: Make Soup

With a grown-up's help, make your favorite soup. Use this simple recipe if you need it: [Easy Vegetable Soup](#) or use food pictures from old magazines for a collage soup instead!

Activity #2

Read some other stories where you would encounter the tricky Mr. Wolf.




Millie Fleur's Poison Garden

Written and illustrated by Christy Mandin

Recommended Ages: 4-8

Reviews: Booklist, Kirkus Reviews, Publishers Weekly



Millie and her mom have just moved into a picture-perfect neighborhood where every house and garden looks identical. Millie, excited to plant seeds from her old garden, begins to cultivate a unique and vibrant array of unusual plants. However, the neighbors initially disapprove of this "new" garden and demand its removal. Through understanding, kindness, and time, the community comes to appreciate the beauty of Millie's garden. As they embrace the diversity of plants, Millie's magnificent garden begins to spread throughout the neighborhood. This heartwarming story draws inspiration from a real garden in Alnwick, Northumberland, England, showcasing the wonders of unusual plants.

About the Author

AUTHOR. ILLUSTRATOR. MULTIPASSIONATE. JILL-OF-ALL-TRADES. Christy Mandin is a *New York Times* bestselling children's book author, illustrator, and surface designer. She grew up in rural Georgia and credits her country life of solitude as an only child for much of her love of books and nature. You'll find this love of nature along with nostalgia, magic, and whimsy woven into the fabric of her art. Christy currently lives in Georgia with her husband, 4 children, and a menagerie of animals and insects.

Discussion Questions:

- How does the story challenge our perceptions of nature and plants?
- If you were to create your own garden, what types of plants would you choose and why?

Book Activities

Activity #1: Locate Plants

Use the resources in the back of the book to locate Snapdragons and Spider Plants through the book. Visit a garden center to see real Snapdragons and Spider Plants. What other "weird" plants can you find?

Activity #2: Create a Plant

Use scrap paper and other craft items to create your own weird plant or follow this link for more plant crafts: [Plant Crafts for Kids](#)




Outdoor Farm, Indoor Farm

Written by Lindsay H. Metcalf & illustrated by Xin Li

Recommended Ages: 5-9

Reviews: Kirkus Reviews, School Library

Journal Xpress



Efrem and Emma are pen pals, each writing about their family farms that look different, but both use fascinating and innovative technology throughout the four seasons at their farms. The parallel plots are explained through letters and in short, simple, rhyming sentences.

About the Author

Lindsay H. Metcalf is a former journalist who writes nonfiction and poetry for young people. Two of her picture books were named Junior Library Guild selections: *Outdoor Farm, Indoor Farm* and *Farmers Unite! Planting a Protest for Fair Prices*. She lives in Kansas with her husband, two sons, a geriatric cat and a mischievous puppy.

Discussion Questions:

- What are your favorite vegetables or fruits?
- Does your family have a kitchen garden or is there a community garden at your school or in your neighborhood?

Book Activities

Activity #1: Farmer's Market Visit

Visit a farmer's market with your grown-up and interview a farmer about their techniques for growing crops. If you are unable to visit physically, you can watch these videos for more information.

Kids ask an urban farmer video: [find it here](#).

Kids ask Farm Bureau video: [find it here](#).

Activity #2: Build a Hydroponic Garden

Build a simple hydroponic garden of your own at home or at school by following [these steps](#).




Pickle Words: Crunchy, Punchy, Pickles, & Poetry

Written by April Pulley Sayre & illustrated by Jialei Sun

Recommended Ages: 4-8

Reviews: Booklist, School Library Journal



What's the dill with pickles? They're more than just cucumbers - people all over the world pickle things like cabbage, eggs, olives, onions, lemons (just to name a few) using all kinds of different methods. Celebrate the crunchy, zesty joy of pickles and learn about the pickling process with poetry and a mouth-watering recipe.

About the Author

April Pulley Sayre loved transforming cucumbers into pickles and words into poems and stories. She was the beloved author of more than eighty books for children, including *Trout Are Made of Trees*; *Did You Burp? How to Ask Questions (Or Not!)*; *Rah, Rah, Radishes!*; and *Vulture View*, which was named a Geisel Honor Book. April and her husband, Jeff, co-founded the April & Jeff Sayre Fund for Nature.

Discussion Questions:

- Have you tried pickles? Do you like them?
- Think about a time you tried a new food. What was it? Did you like it? Why or why not?

Book Activities

Activity #1: Pickle Tasting

Do a pickle taste test! Gather an assortment of pickled things, sample them, and discuss. What was your favorite and why? What flavors and textures did you experience? What other kinds of pickles would you like to try? Can you think of other things that could be pickled?

Activity #2: Make Pickles

Try the *Quick Dill Pickles* recipe at the end of the book!



Spider in the Well

Written & illustrated by Jess Hannigan

Recommended Ages: 4-8

Reviews: Booklist*, Horn Book Magazine, Kirkus Reviews*, Publishers Weekly, School Library Journal

Xpress*

An eye-catching palette of neon red, black, and white, in block-printing style, draws the reader into a story that is just as enthralling as the illustrations. The newsboy for the town of Bad Göodsburg is sent on an errand to repair the town's wishing well, but finds himself entangled in a web of intrigue with a spider, a baker, a shopkeeper, and a doctor. Readers will delight in his process of untangling truth from lie, and using the knowledge gained to his advantage.



About the Author

Jess Hannigan is the author and illustrator of the picture books *Spider in the Well* and *The Bear Out There*. She also works in editorial illustration. She was awarded the Warby Parker Visionary Scholarship Award by the Society of Illustrators in 2020, and the Bronze Jon Klassen award in her graduating years' showcase at Sheridan College. She lives in Hamilton, Ontario, with her partner Dan and her cat, Theo.

Discussion Questions:

- Are you always honest? Is it ever okay to tell a lie?
- If you could make a wish, knowing that it would definitely come true, what would you wish for and why?

Book Activities

Activity #1: Make a Wish!

Spider in the Well features a wishing well, one of the many ways to make wishes. Have a conversation about the ways that you know that people make wishes (wishing on a shooting star, blowing out candles on a cake, etc.). Using household items, build your own wishing well and make a wish! Or, [watch this video](#) for inspiration!

Activity #2: Make a Spider Web!

The spider uses his web to trap the money from the townspeople. Use parchment paper and scissors to [make your own](#) spider web!




The Man Who Didn't Like Animals

Written by Deborah Underwood & illustrated by LeUyen Pham

Recommended Ages: 4-8

Reviews: Booklist*, Horn Book Magazine, Kirkus Reviews*, Publishers Weekly, School Library Journal Xpress*



Before Old MacDonalD had a farm, he was a man who preferred his quiet, tidy home—until a cat showed up, and things began to change. As more animals arrived, each with their own quirks, the man slowly learned to embrace the joy they brought into his life. This charming and humorous origin story celebrates the unexpected joys of opening your heart to new perspectives.

About the Author

Deborah Underwood grew up in Walla Walla, Washington. Her father was a math professor and her mother taught English. After college, she became a street musician, then she worked in an office typing memos for accountants. During her breaks she would write screenplays. She finally decided to write for kids.

Discussion Questions:

- Is there something that you did not like but now do? What made you change your mind?
- What is your favorite animal you could see at a farm? Would you like to have that animal as a pet?

Book Activities

Activity #1: Coloring, hide-and-seek, and more!

Check out the publisher's [Activity Guide](#) with printable worksheets.

Activity #2: Farm Animal Sensory Bin

Fill a bin with different textures like hay, straw, and beans, and add farm animal figurines for children to explore.



The Spice Box

Written by Meera Sriram & illustrated by Sandhya Prabhat

Recommended Ages: 3-7

Reviews: Kirkus Reviews



In this heartfelt story, a father and son connect through a family heirloom—an old spice box that holds more than just fragrant spices. As Rishi prepares to cook curry with his dad and welcomes his grandmother from India, he learns the spice box is a keeper of memories and family history. When the box is accidentally broken, Rishi draws strength from the stories within it to set things right, finding a deeper connection to his heritage along the way.

About the Author

Meera Sriram draws from her life straddling the East and West to tell stories for children. Meera loves woodsy hikes and urban murals, and lives with her family in Berkeley, California.

Discussion Questions:

- Is there an item in your family that has been passed down from other generations? What is it and why is it important to your family?
- Have you ever broken something that is special to someone else? How did you fix it?

Book Activities

Activity #1: Create your own Spice Box.

Use recycled materials to create a [DIY Spice Box](#).

Activity #2: Make your Own Paint

Use the illustrations in the book as inspiration to paint a picture with [sensory spice paint](#).

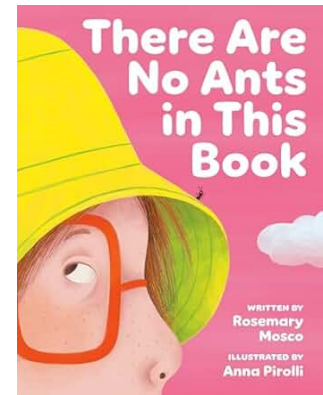


There Are No Ants in This Book

Written by Rosemary Mosco & illustrated by Anna Pirolli

Recommended Ages: 4-8

Reviews: Booklist, Kirkus Reviews



There are many ants in this book, of nearly as many sizes and shapes. A grassy meadow seems to be the perfect spot for a light-skinned young picnicker to unpack-but no sooner does the child proclaim it ant-free than a tiny voice calls out from an acorn, "Wrong! There's one! No, TWO!" as the acorn ant is joined by a strawberry-sized South American dinosaur ant. "This book has the wrong title"the child observes (no kidding) but nonetheless winds up gleefully inviting the entire parade ants to join the picnic.

About the Author

Rosemary Mosco is a science writer and artist, and she is passionate about her love for the natural world. She create's the award-winning science webcomic Bird and Moon and has written and drawn for Audubon, Ranger Rick, The American Ornithological Society, Nature Ecology & Evolution, and others.

Discussion Questions:

- Why do you think the author chose to play with the idea of 'no ants' in the book?
- What did you learn about ants from the book, and how did the story make you think differently about them?

Book Activities

Activity #1: Enjoy a fun-filled picnic at your local park!

Pack your favorite snacks, a cozy blanket, and head outdoors (with a grown-up!) for some quality time surrounded by nature. While you relax and enjoy your treats, keep an eye out for any ants that might join your picnic adventure. Observe how they move and work together—it's a great way to connect with nature and learn something new!

Activity #2: Ant Scavenger Hunt

Create a fun ant-themed adventure! Use a checklist of the different types of ants mentioned in the book and hide pictures or toy ants around the room. As you explore, check off each type of ant you find. See if you can discover them all and learn more about these tiny creatures along the way.




Towed by Toad

Written & illustrated by Jashar Awan

Recommended Ages: 4-8

Reviews: Horn Book Magazine, Kirkus Reviews, School Library Journal Xpress*



Join Toad on a tow-truck adventure as he discovers that even the helpers need help sometimes! Always ready to lend a hand, Toad races from one rescue to the next—until his own truck breaks down. Can Toad learn to accept help when he needs it most?

About the Author

Growing up outside of Washington, DC, Jashar Awan loved drawing and reading. In fact, he still does. For many years, he drew illustrations for publications such as The New Yorker, The New York Times, American Medical News, and Columbia Journalism Review.

Discussion Questions:

- Who are some examples of community helpers?
- Asking for help is a natural and important part of learning and growing. Have you ever needed to ask for help with something?

Book Activities

Activity #1: Paper Plate Toad

Use this link to make a paper plate toad: [Paper Plate Toad](#)

Activity #2: Tow Truck Hook

"Tow Truck Hook" Design:

- Use simple materials like pipe cleaners, cardboard, and tape to create a functional tow truck hook.
- Encourage children to experiment with different designs to see which one can securely lift and hold a toy car.



We Are Definitely Human

Written & illustrated by X. Fang

Recommended Ages: 4-8

Reviews: Booklist*, Kirkus Reviews*, Publishers Weekly*

When three mysterious visitors crash in Mr. Li's field in the middle of the night claiming to definitely be humans from Europe, even though they play sportsball, put hotdogs on their heads, and try to have a conversation with the dog, Mr. Li rallies the townspeople to help them fix their...car. A funny story about being a kind human and helping others even when they're different (or from Europe).



About the Author

X. FANG, who also goes by Susan, is a visual artist and maker of books for young readers, including *Dim Sum Palace*, winner of the 2023 Society of Illustrators' Dilys Evans Founder's Award among other honors, and *We Are Definitely Human*, an Indie Next Pick and the recipient of 5 starred reviews. She exhibits her art throughout the U.S. and internationally and has worked professionally as a graphic designer and art director for film and television studios. Born in Taichung, Taiwan, raised in Atlanta, Georgia, she now lives in rural Maine with her husband, son and their dog, Pamela.

Discussion Questions:

- What is something humans do that would make no sense to someone from outer space?
- What kinds of human things would you have shared with the mysterious visitors in the book?

Book Activities

Activity #1: Make a Spaceship

[Make your own spaceship](#) (or what the visitors that are definitely human call their "car") using paper plates, a plastic cup, and markers!

Activity #2: Pretend Play!

Pretend to be characters in the book. If you were an alien, how would you act? If you were introducing someone to earth, what would you do?