



2025-2026

**TEJAS
STAR
ACTIVITY
GUIDE**



ACKNOWLEDGEMENTS

ABOUT THIS GUIDE

Prepared by the Tejas Star Reading List committee, this activity guide was designed to support using the 2025-2026 Tejas Star Reading List titles with children ages 5-12 in classrooms and libraries.

ABOUT THE TEJAS STAR READING LIST

The Tejas Star Reading List (TSRL) provides a recommended reading list to encourage children ages 5-12 to explore multicultural books and to discover the cognitive and economic benefits of bilingualism and multilingualism. The Tejas Star Reading List is intended for recreational reading, not to support a specific curriculum.


ABOUT THE TEXAS LIBRARY ASSOCIATION

TLA was established in 1902 to promote, support, and improve library services in Texas. Our 6,000+ members are from all library types: academic, public, school and special. TLA provides expertly curated reading lists and programs for ages 2 - 102 - from fiction, nonfiction, and graphic novels, to picture books, bilingual and multicultural lists.

2025-26 TEJAS STAR READING LIST COMMITTEE:

Alejandra Isais, Richardson ISD, Chair
Erin Motola, Round Rock ISD, Vice Chair
Dr. Rosenid Hernandez Badia, Dallas ISD
Kasey Fanucchi, Denton Public Library
Raquel Garza, Pasadena ISD
Diana Miranda-Murillo, Austin Public Library
Dora Resendez, Socorro ISD
Sarah Ruttan, Austin ISD
Erica Salinas, McAllen Public Library

EL HIJO DEL SOL Y LA LUNA (THE SON OF THE SUN AND THE MOON)



A lomo de cuento por Colombia. El hijo del sol y de la luna by Sergio Andricaín, Antonio Orlando Rodríguez, illustrated by Estelí Meza (Vista Higher Learning, 2024).

ACTIVITY 1

MAKE A JAGUAR CRAFT

Create your very own jaguar by following these steps:

<https://learncreatelove.com/printable-tiger-jaguar-crafts/>

Here is another variation:

<https://craftprojectideas.com/fuzzy-jaguar-craft/>



ACTIVITY 2

LEARN ABOUT JAGUARS

Did you know the jaguar is the largest cat in the Americas? Learn fascinating facts about these amazing creatures and create a digital presentation using Canva or Google Slides.

<https://kids.nationalgeographic.com/animals/mammals/facts/jaguar>

<https://www.worldwildlife.org/species/jaguar> <https://clacs.ku.edu/jaguar>

ACUERDO BAJO LAS ESTRELLAS (AGREEMENT UNDER THE STARS)



**Acuerdo bajo las
estrellas** written and
illustrated by Susana
Risique (Cuento de Luz
SL, 2024).

ACTIVITY 1

WAYS TO HELP THE FOREST

What can you do to protect the forest?

Research the forest and find ways to protect it. At the end of the book, there is space for you to write down all the ways you can help protect the forest.




ACTIVITY 2

INVESTIGATE NOCTURNAL ANIMALS

Select a nocturnal animal from the book and find more information about it. Create a presentation about their habitat, what they eat, and the adaptations they have to survive at night.

APACHURRADA: UNA NOVELA GRÁFICA (SQUISHED: A GRAPHIC NOVEL)



**Apachurrada: una
novela gráfica
(Squished: A Graphic
Novel)** by Megan
Wagner Lloyd,
illustrated by Michelle
Mee Nutter,
translated by Abel
Berriz (Scholastic en
español, 2024).

ACTIVITY 1

DESIGN YOUR OWN ROOM

If you could design your dream room, what would be in your room? This [video](#) will teach you about room design or blueprints to help you gather ideas to design your own bedroom or space.



ACTIVITY 2

WHAT MAKES YOUR FAMILY SPECIAL OR UNIQUE?

Family is important. Write a personal narrative about what makes your family unique or special. You could write about your family traditions or culture. Every family has a voice or story and you should write and share your family story.

**CUENTOS DE NOCHE:
RELATOS DE
LATINOAMÉRICDA
(NIGHT STORIES:
FOLKTALES FROM
LATIN AMERICA)**



**Cuentos de noche:
Relatos de
Latinoamérica (Night
Stories: Folktales
from Latin America)
by Liniers (TOON
Books, 2024).**

ACTIVITY 1

WRITE YOUR OWN SPOOKY STORY

Who doesn't love a good scare?! Write your own spooky story by using these spine-chilling tips.



ACTIVITY 2

LEYENDA DIORAMA

Design a 3D diorama by using a shoebox and supplies featuring a scene of your favorite leyenda.

DEL OTRO LADO



Del otro lado by Iván Kerner, illustrated by May Clerici and Iván Kerner (Catapulta, 2023).

ACTIVITY 1

WHAT'S ON THE OTHER SIDE?

What could be behind the door? Draw or print your own key hole and imagine what other things could be behind Manu's door.




ACTIVITY 2

LETTER TO MANU

Pick one of the doors Manu is looking at. Write a letter to Manu telling him what other thing can be behind that door and why he shouldn't open it.

DOS AMIGOS (TWO FRIENDS)



Dos amigos: la relación simbiótica entre el ratel y el pájaro de la miel (Two Friends: The Symbiotic Relationship Between the Honey Badger and the Honey Guide Bird) by Georgina Lázaro, illustrated by Lwillys Tafur (Vista Higher Learning, 2024).

ACTIVITY 1

COMPARE THE HONEY BADGER AND THE HONEY GUIDE BIRD

Research the honey badger and honey bird guide and create a Venn Diagram comparing and contrasting these two animals.




ACTIVITY 2

OTHER SYMBIOTIC RELATIONSHIPS

What is a symbiotic relationship? Are there other animals that work together to eat or help each other? Read this article from the Dallas Children's Aquarium and discover symbiotic relationships in the ocean.

EL VIAJE DE DANTE



El viaje de Dante by Pablo Stéfano and Bárbara Gelbaum, illustrated by Sol de Angelis (Catapulta, 2024).

ACTIVITY 1

EXPLORE THE WORLD - GEOGRAPHY

Kids will have fun in this interactive and educational geography activity. They can make their own map of the world and label each continent among other activities. [Free patterns of the continents.](#)

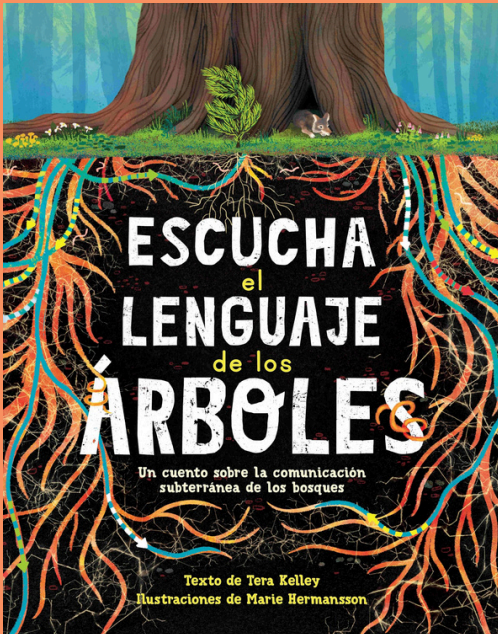


ACTIVITY 2

CREATING YOUR WORLD

This fun and interactive [craft](#) will be great older kids, tween/teens to learn more about geography and the various countries within the continents.

ESCUCHA EL LENGUAJE DE LOS ÁRBOLES (LISTEN TO THE LANGUAGE OF TREES)



Escucha el lenguaje de los árboles: un cuento sobre la comunicación subterránea de los bosques (Listen to the Language of Trees: A Story of How Forests Communicate Underground) by Tera Kelley, illustrated by Marie Hermansson (Vista Higher Learning, 2024).

ACTIVITY 1

FIELD TRIP TIME

Visit a park. Don't forget to bring paper and pencil! Observe and listen to the trees attentively. What do you see? Are there small trees growing at the base of bigger trees? Do you see any fungi growing anywhere? Now take notes of what you have seen and what you imagine is happening underground. Can you hear the trees whispering?



ACTIVITY 2

HELPING EACH OTHER

In this book we can see several examples of solidarity: the big tree helped the little tree, for example. Let's have a conversation about ways in which we can help each other in our classroom, our family, and our community.

GRACIAS (THANK YOU)



Gracias (Thank You)
by Jarvis, translated
by Sara Pintado
(NubeOcho, 2024).

ACTIVITY 1

THANKFULNESS COLLAGE

Find images of things that you are grateful for and glue all the images in a piece of paper. Decorate with color markers and post your work of art on the wall! It is a great reminder of all the things, big and small, that we are grateful for.



ACTIVITY 2

GRATEFULNESS JAR

Every morning or week, ask each child to write something they are grateful for in a small piece of paper. Then ask them to place the piece of paper in the Gratefulness Jar. At the end of the month, all the students can get together and review the contents of the jar and talk about the things they are grateful for.

HAICUBA/HAIKUBA: HAIKUS ABOUT CUBA IN SPANISH AND ENGLISH



**HaiCuba/HaiKuba:
Haikus about Cuba in
Spanish and English**
by Carlos Pintado and
Lawrence Schimel,
illustrated by Juan
José Colsa (Ediciones
NorteSur, 2024)

ACTIVITY 1

GEOGRAPHY OF CUBA

Use Google Maps to locate the following places described in the haikus: La Habana, el Malecón, el Río Almendares. Then, create a map of Cuba. Use Google Earth to tour and “walk” the streets of La Habana.

What do you observe?



ACTIVITY 2

WRITE A HAIKU

After reading the haikus in “Haikuba”, create your own haiku using the “5,7,5” syllable rule. Base your Haiku on your city, neighborhood, or your favorite place.

JULIETA Y EL ENIGMA DEL DIAMANTE (JULIETA AND THE DIAMOND ENIGMA)



**Julieta y el Enigma
del Diamante (Julieta
and the Diamond
Enigma) by
Luisana Duarte
Armendáriz (Lee &
Low Books, 2024).**

ACTIVITY 1

ART BINGO

Play this fun [bingo game](https://www.fineartmom.com/2017/06/07/art-bingo/) inspired
by fine art!

<https://www.fineartmom.com/2017/06/07/art-bingo/>




ACTIVITY 2

THE THEFT OF THE MONA LISA

Did you know one of the most famous paintings in the world was stolen right out of the Louvre? Watch this [short video](#) to learn about the heist of the Mona Lisa, which happened in 1911.

LAS GAFAS DE CARLITOS (CARLITOS' GLASSES)



Las Gafas de Carlitos
by Margarita del Mazo,
illustrated by Guridi
(NubeOcho 2023)

ACTIVITY 1

CREATE YOUR OWN GLASSES

Create your own pair of glasses by using these free templates.

<https://picklebums.com/category/activities-for-kids/holidays-and-celebrations/>




ACTIVITY 2

DO IT YOURSELF KALEIDOSCOPE

Watch this video to learn how to make your own kaleidoscope.

<https://www.youtube.com/watch?v=oFmnRecO3F8>

LOS MARIACHIS DE ADELA (ADELA'S MARIACHIS)



Los Mariachis de Adela by Denise Vega, illustrated by Erika Rodriguez Medina, translated by Carlos E. Calvo (Charlesbridge, 2024).

ACTIVITY 1

EXPLORE THE WORLD OF MARIACHI MUSIC!

Dive into the world of mariachi music! Start with [this performance](#) of the iconic song *Cielito Lindo* performed by the Mariachi Nuevo Tecalitlán. Now watch this [video](#), which explores the traditional instruments found in a mariachi band. Which would you choose to play?



ACTIVITY 2

MAKE YOUR OWN MARIACHI INSTRUMENT!

Create your own mariachi instrument! A mariachi band can have many different instruments: use your supplies to make your own! When you're finished, gather your mariachi band and make some music together!

ACTIVITY 1

SEED OBSERVATION

Observe various seeds (beans, sunflower, corn, etc.) and describe their size, shape, and color. Use a magnifying glass to compare different seeds and discuss how they grow into plants.



ACTIVITY 2

SEED LIFE CYCLE

Arrange the events from *No es un Frijol* in chronological order. Draw or use pre-made picture cards to sequence the life cycle of a tepary bean, from seed to plant to food source. After putting the events in order, explain each step to a partner.

NO ES UN FRIJOL (IT'S NOT A BEAN)



No es un Frijol (It's Not a Bean) by Claudia Zárate, illustrated by Laura González, and translated into Spanish by Carlos E. Calvo. (Charlesbridge Publishing, 2023).

NO ES UN MONSTRUO (NOT A MONSTER)



No es un monstruo (Not a Monster) by Claudia Guadalupe Martínez, illustrated by Laura González, translated by Carlos E. Calvo (Charlesbridge, 2023).

ACTIVITY 1

HABITAT

The habitat of the endangered axolotl is Xochimilco. Locate Xochimilco using Google Maps and tour the canals on Google Earth. After researching Xochimilco, design a poster or flier that could be used to educate the public on how they can help to save this endangered species.




ACTIVITY 2

LIFE CYCLE

Using the text and illustrations, identify 3 main phases of the life cycle of the axolotl. Draw each phase and use the vocabulary presented in the text to label your illustration.

**PIEZA A PIEZA: EL
OBSEQUIO DE
ERNESTINE PARA EL
PRESIDENTE
ROOSEVELT (PIECE BY
PIECE: ERNESTINE'S
GIFT FOR PRESIDENT
ROOSEVELT**



**Pieza a pieza:
El Obsequio de
Ernestine para el
Presidente Roosevelt**
by Lupe Ruiz-Flores,
illustrated by Anna
López Real, translated
by Zab Translation.
(Lerner Books, 2023).

ACTIVITY 1

CREATE YOUR OWN BUILDING: ARCHITECTURE CHALLENGE

Gather your makerspace supplies! In this challenge you'll use different materials to create your own building like Ernestine! You can work with a friend or build on your own.



ACTIVITY 2

LEARN MORE ABOUT THE NEW DEAL

What was The New Deal? This important economic plan helped Americans across the country like Ernestine's. The plan took years to employ, but it helped a lot of people. You can learn more about the New Deal and some of the ways it helped people by watching [this video](#).

SALVAJES EN LA CIUDAD (WILD ANIMALS IN THE CITY)



**Salvajes en la Ciudad
(Wild Animals in the
City)** by Teresa
Franquesa, illustrated
by Pep Montserrat
(Combel, 2022).

ACTIVITY 1

WILDLIFE WALK

What kind of animals do you think you'll find around your home? Write down 2 or 3 predictions, then go on a walk with a grown-up. Discuss your predictions and what you actually see.



ACTIVITY 2

ANIMAL SCAVENGER HUNT

Find something that:

- has feathers
- has fur
- is tiny
- is huge
- crawls
- has 4 legs
- has 6 legs

Now come up with your own ideas of what to look for!

UN GRAZNIDO EN ESPAÑOL (SQUAK OF SPANISH)



Un graznido en español (Squak of Spanish) by Gabriella Aldeman, illustrated by Romina Galotta, translated by Gabriella Aldeman (Charlesbridge, 2024).

ACTIVITY 1

CREATE A FRIENDS AND FAMILY ILLUSTRATED RECIPE BOOK TO SHARE.

Max and his grandmother follow recipes to create delicious dishes. Ask your family and friends to create a recipe and illustration to be added to your recipe book. Share the recipe book with family and friends for all to enjoy.



ACTIVITY 2

RESEARCH TALKING PARROTS

Max's grandmother has a talking parrot. Research talking parrots to learn about this interesting fact about parrots and how they are able to "speak."

UN PERRO VERDE CON ANTENAS



Un perro verde con antenas by María Fernanda Heredia, illustrated by Roger Ycaza (Vista Higher Learning, 2024).

ACTIVITY 1

HELP AN ANIMAL SHELTER

Lucas loves dogs and cats and when he grows up he wants to rescue animals. Ask a grown up to take you to an animal shelter or go online and find an animal shelter and read about the animals available for adoption. Pick one and read all about it. Create a flyer advertising the animal and why people should adopt it. If possible, send it to the shelter so they can use it to help their rescues.



ACTIVITY 2

MAKE YOUR OWN LANGUAGE

Diana and Lucas knock on the wall before going to bed and each knock means something to them. Create a new language and share it with a sibling or a friend so you can communicate in your own special way.

UNA RANITA ARBÓREA (ONE TREE FROG)



**Una Ranita Arborea:
Contando Hasta
Sobrevivir** written and
illustrated by Tony
Piedra and Mackenzie
Joy. (Candlewick, Sep
2024).

ACTIVITY 1

THE HOME OF A TREE FROG

Learn about the natural habitat of the tree frog by drawing a scene of the tree frog's habitat! Include trees, water, and plants. Discuss what kind of environment they need to survive and what makes a good home for a frog.



ACTIVITY 2

FROG LIFE CYCLE

Explore the life cycle of a tree frog from egg to tadpole to adult. Draw or use pictures to sequence the different stages of a frog's life and discuss the changes that happen during each stage.